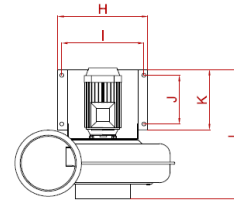
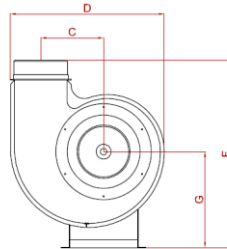
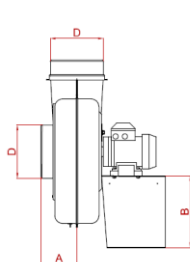
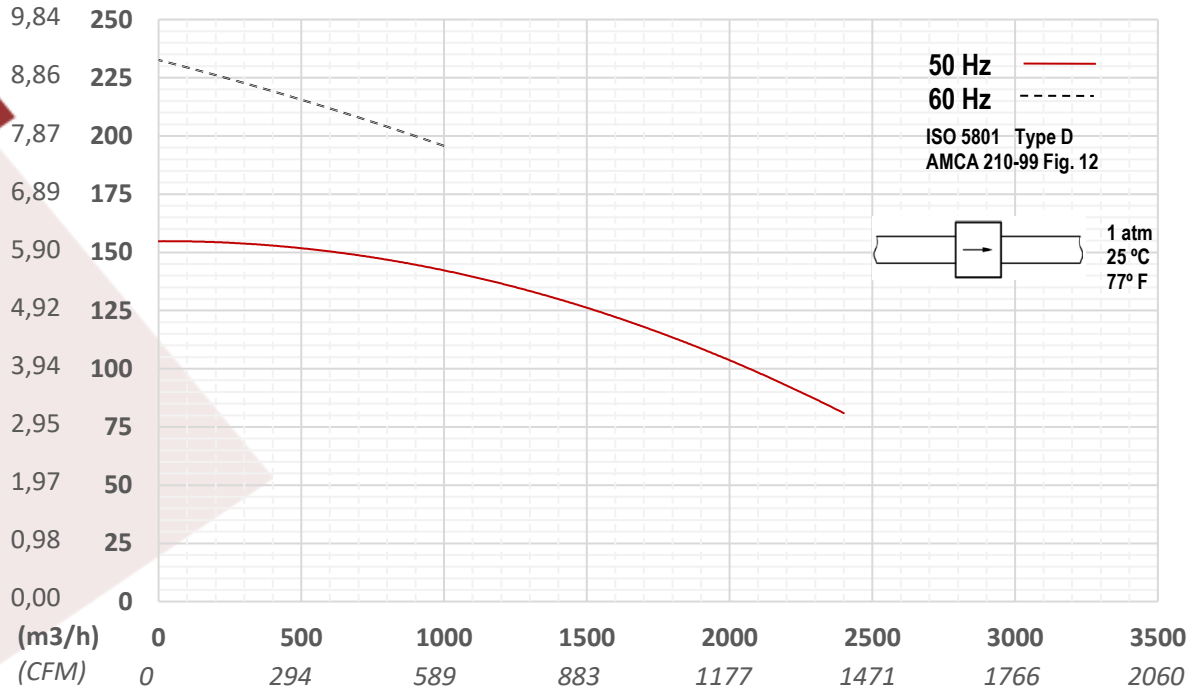


# M-200 3000 Three Phase

## STATIC PRESSURE

(inch.c.w.) (mm.c.a.)



## FLOW RATE

### CONFIGURATION DATA

3-Phase  
50 Hz

Max. Flow Rate	m <sup>3</sup> /h	2400
Max. Static Pressure	mmca	155
Drive Type		DOL
Casing Material		PP-H
Impeller Material		PPs-EL
Noise pressure (1,5m)	dB(A)	90
Weight	Kg	24

### MOTOR

3-Phase  
50 Hz

Frame Size		90
Mountings		B3
Speed	rpm	2800
Power	kW	1,5
Weight	Kg	12,3
Voltage	V	230-400
Safety Class		IP55

### Octave Band Sound Power Level dB(A)

		63	125	250	500	1000	2000	4000	8000	LWA
ASPIRATION	A	57	62	66	79	96	85	78	75	98,6
	B	56	61	65	78	91	81	75	72	95,4
	C	56	61	65	77	86	79	74	69	91,4
DISCHARGE	A	56	63	68	79	86	82	76	70	91,9
	B	55	59	67	79	81	82	75	70	92,7
	C	54	59	67	77	81	81	73	65	90,3

### Dimensions

	A	B	C	D	E	F	G	H	I	J	K	L
mm	135	270	240	200	570	695	360	320	295	160	220	460
inch	5,3	10,6	9,4	7,9	22,4	27,3	14,1	13	11,6	6,3	8,6	18,1